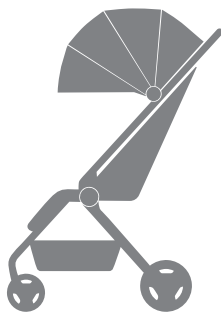




metro

COMPACT CITY STROLLER



[youtube.com/ergobaby](https://www.youtube.com/ergobaby)

Important – Keep these instructions for future reference and read them carefully before use.

Failure to follow these warnings and the instructions could result in serious injury or death.

WARNING

PREVENT SERIOUS INJURY OR DEATH:

- **IMPORTANT:** Always use the stroller in the full- reclined position for babies who have not yet developed good head and neck control (under 6 months).
- NEVER leave your child unattended.
- For use from 3 months to 50lbs (22kg).
- ALWAYS lock the parking brake and check stability of the stroller when the stroller is parked and before placing your child in or removing your child from the stroller.
- Avoid serious injury from falling or sliding out. Always use the restraint system and adjust to fit snugly.
- Always provide the supervision necessary for the continued safety of your child.
- Stroller must be fully erected and locked in position prior to use. Listen for the audible CLICK from the handlebar to confirm it is fully deployed. Move the handlebar back and forth a few times to ensure it is locked.
- Use caution when pushing stroller near traffic or in highly congested areas.
- This product is not suitable for running or skating.
- To avoid injury, ensure that your child is kept away when unfolding and folding this product.
- Do not let your child play with this product. Keep the stroller away from the child when not in use.
- Do not let others use the Ergobaby Metro Compact City Stroller or its accessories unless they understand how to properly use them.
- Do not use the stroller if any part is damaged, broken, torn or missing. Use only replacement parts and accessories supplied and approved by the manufacturer. If the instruction manual is missing or you need replacements parts or assistance, see the contact information included with this product.
- Do not use with more than one child in the seat at a time.

FALL HAZARD: Avoid serious injury from falls or tip over:

- Do not carry or lift the stroller with child in it.
- DO NOT use stroller on stairs or escalators.
- Do not place parcels or accessory items on the stroller unless made by or specifically approved by Ergobaby. Added parcels or accessory items can make the stroller become unstable.
- Any load attached to the handle affects the stability of the stroller. Do not hang diaper bags, including the Ergobaby diaper bag, on the stroller handlebar. When storing the Ergobaby diaper bag, it must be placed in the basket.
- Do not place more than 3lb (1.4kg) in the seat back pocket. Do not place more than 10lb (4.5kg) in the basket. Excessive

weight may cause hazardous unstable condition to exist. Do not use the basket as a child or pet carrier.

- Never let your child climb into or out of the stroller unassisted.

STRANGULATION HAZARD:

- Children have STRANGLED in loose or partially buckled harness straps. Fully restrain the child at all times. Never leave child in the stroller when the straps are loose or undone.
- Do not place any cord, strap, or similar item in or near this stroller as it could become wrapped around a child's neck.
- Do not place this stroller near a window or a patio door where a child could reach the cord of a blind or curtain and be strangled.

AVOID BURN INJURY:

- Do not use this product near an open fire or exposed flame.

AVOID LOSS OF CONTROL OF THE STROLLER:

- NEVER leave the stroller unattended on a hill or incline even when the parking brake is locked.
- Use caution when pushing stroller on uneven terrain or hills.
- ALWAYS lock parking brake when stroller is stopped.

AVOID PINCH INJURY

- Keep your fingers and other body parts clear of moving parts when folding and unfolding the stroller.
- Ensure that all the locking devices are engaged before use.
- Keep hands and fingers, especially of children, clear of moving parts as you secure your child in the stroller.

BACK-HEALTHY TIPS FOR STROLLER SET-UP AND USE:

- During set-up, place stroller on a table or other stable, raised surface to prevent back strain
- Always use the carry bag (sold separately) when carrying the stroller for long periods
- For healthy development, it's highly recommended to change baby's position every now and then when strolling for extended periods of time; suggestions include switching from lying to sitting and back again, or switching between a baby carrier and stroller

CLEANING INSTRUCTIONS

- Avoid excessive exposure to sun or heat, which may cause fading or warping
- Keep the handlebar and folding mechanisms free of abrasive grime and moisture. If wet, use a soft cloth to dry
- Regularly check all rivets, screws, and safety devices for tightness and security
- Inspect wheels and replace if necessary
- All plastic and metal parts may be wiped clean with a damp cloth
- Never use bleach or harsh detergents to clean this product
- Do not submerge or use running water on any metal or plastic parts of the stroller
- Upholstered parts can be machine-washed in cold water on a gentle cycle with a mild detergent. Do not use stroller without them



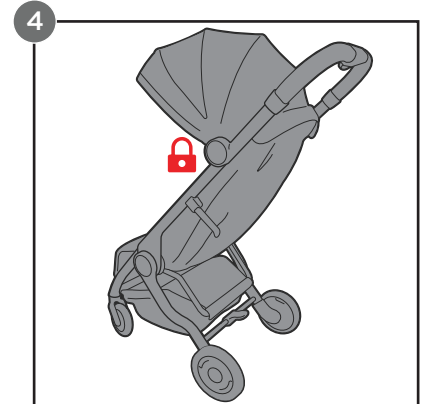
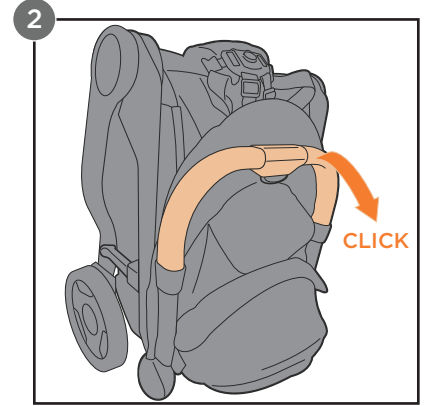
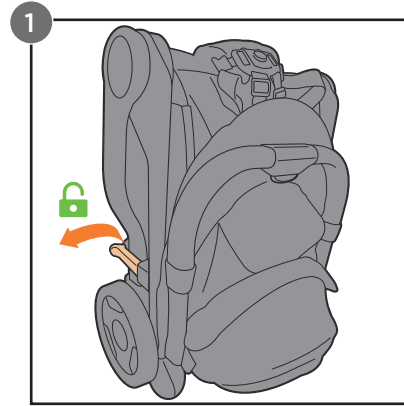
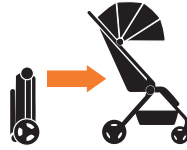
- Sunshade, other fabric areas, and weather shield can be wiped down with cold water and mild detergent

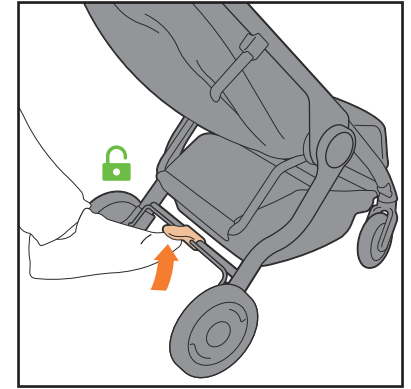
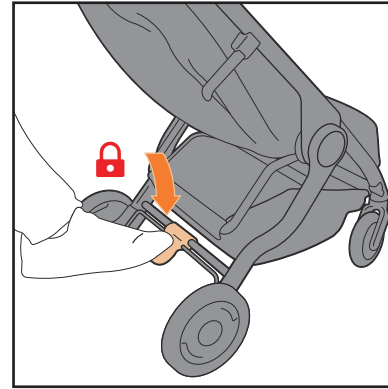
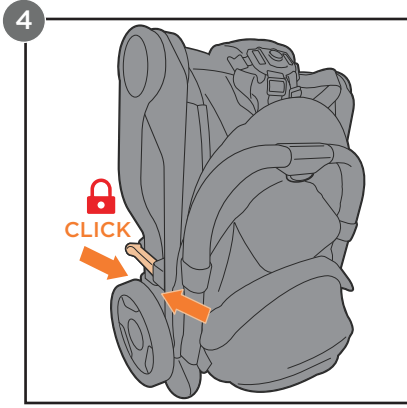
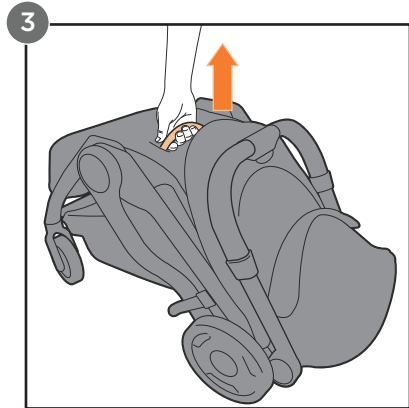
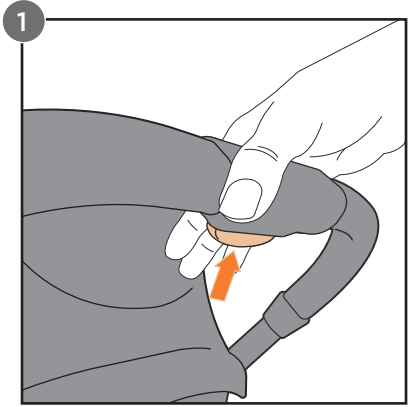


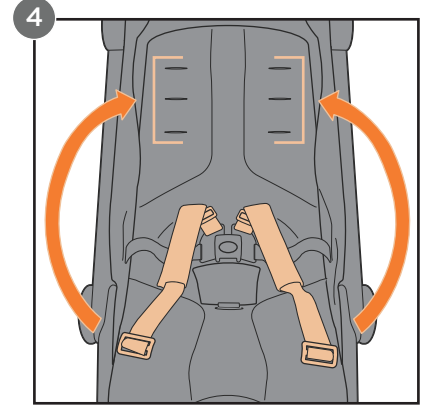
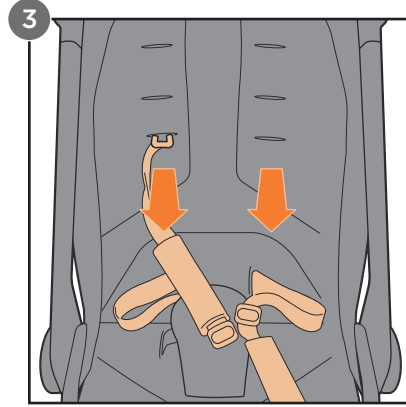
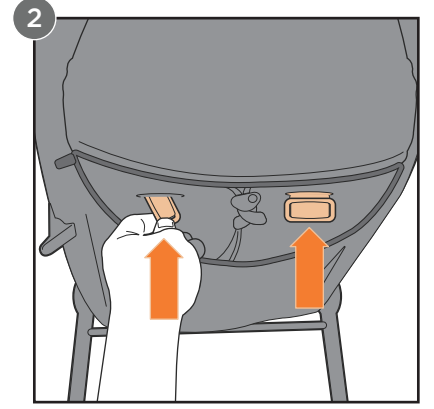
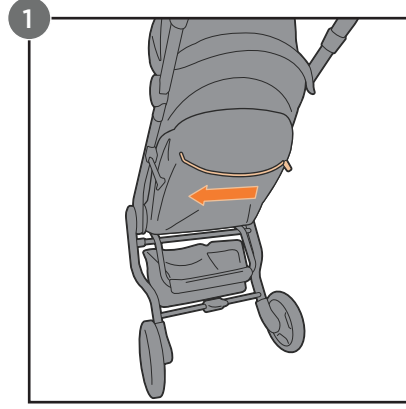
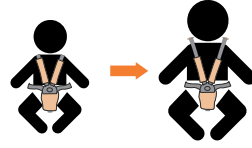
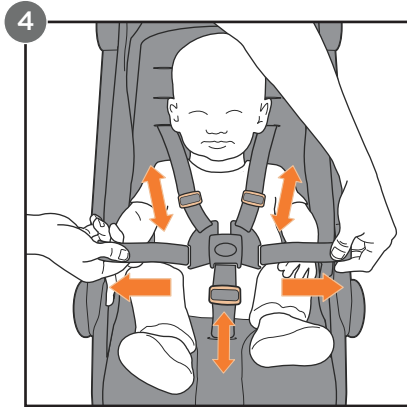
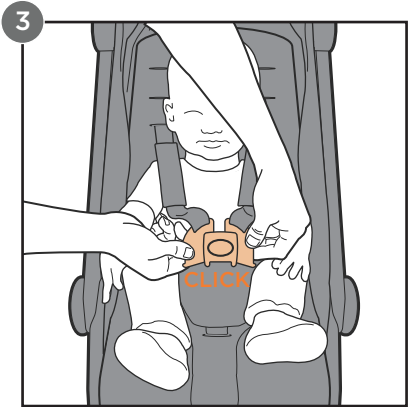
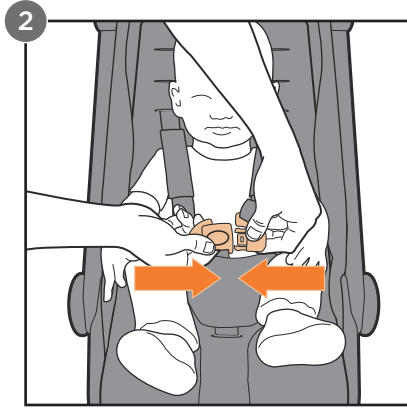
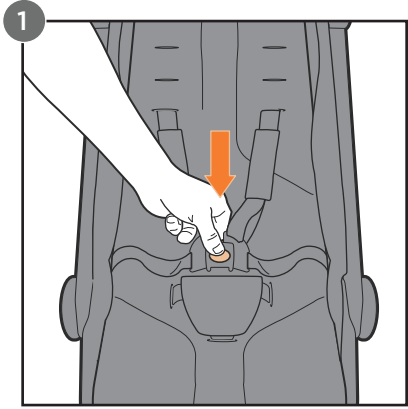
WARRANTY

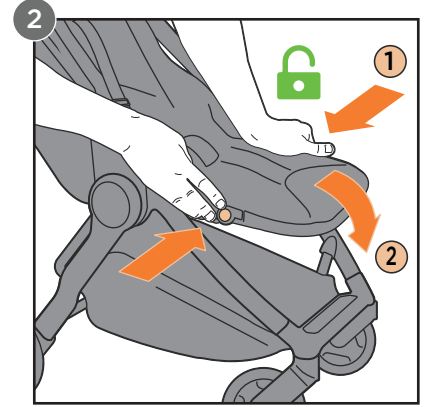
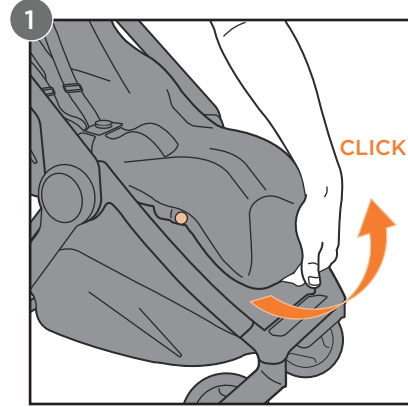
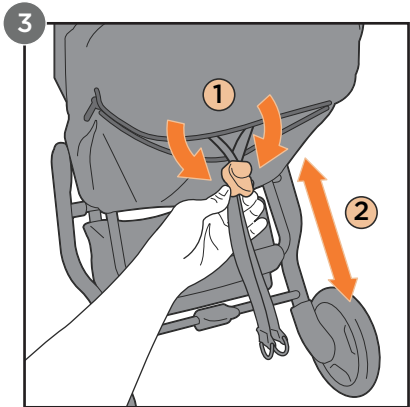
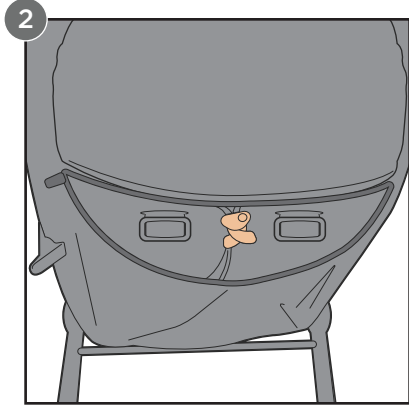
Disclaimer: Ergobaby™ uses high quality dyes to ensure a product that will retain its color. There is always a possibility that colors will fade with washing. Ergobaby cannot be held responsible for faded colors due to laundering.

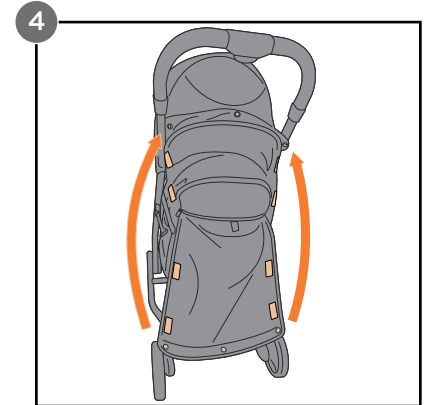
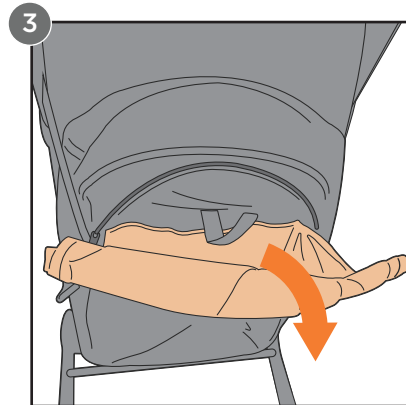
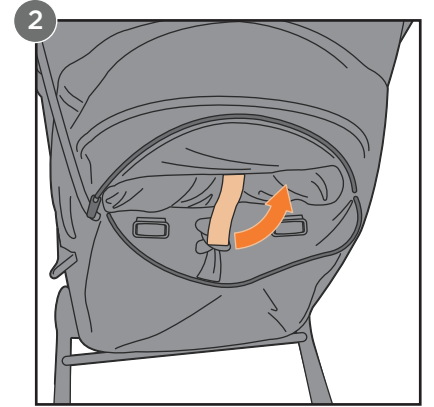
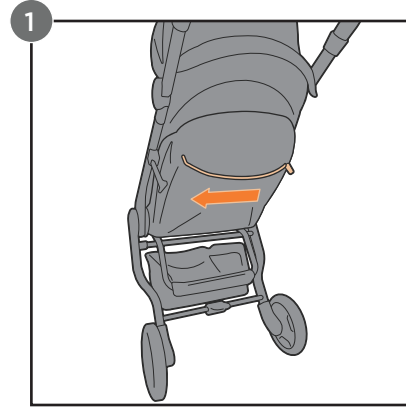
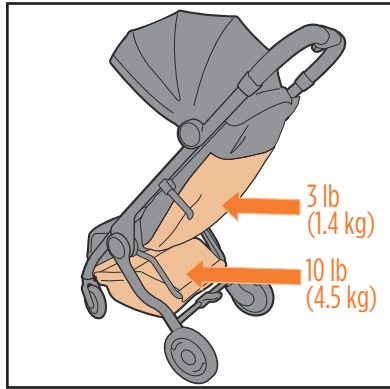
Warranty: Please see Ergobaby.com for information about our warranty. The ERGO Baby Carrier, Inc. warrants its products against defects in materials and workmanship. We stand behind all our products and will either repair or replace, free of charge during the first 12 months after purchase (or the first 24 months in the case of its strollers, including the Metro Compact City Stroller and 180 Reversible Stroller, but excluding accessories), any Ergobaby™ product that is defective. Proof of purchase is necessary and product must be returned for warranty service. Should you have a warranty claim, please contact Ergobaby Customer Service at: customerservice@ergobaby.com, or 888-416-4888. Warranty Coverage does not extend to damage caused by misuse or any use of the product that is not in accordance with the instructions stated in this manual. Warranty coverage does not extend to any product that has been modified from its original construction in any way. Different or additional warranty rights may exist in the purchaser's jurisdiction. To the extent that different or additional warranty rights exist under the laws of the purchaser's jurisdiction, those warranties shall apply and be in addition to the warranty rights.

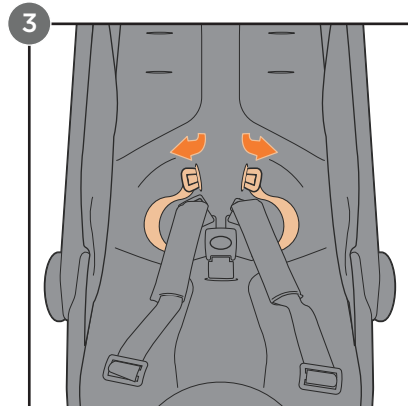
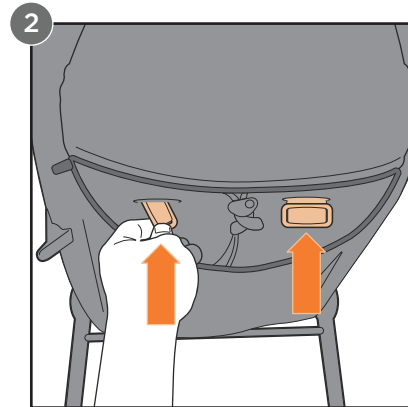
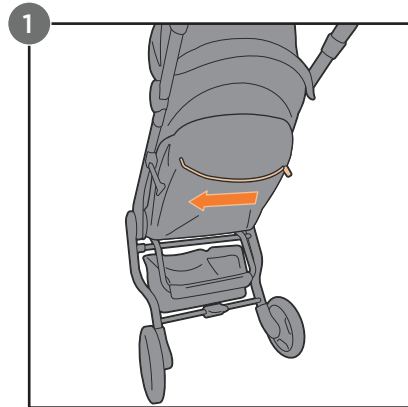
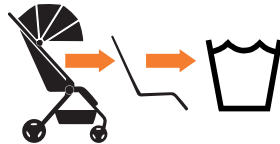
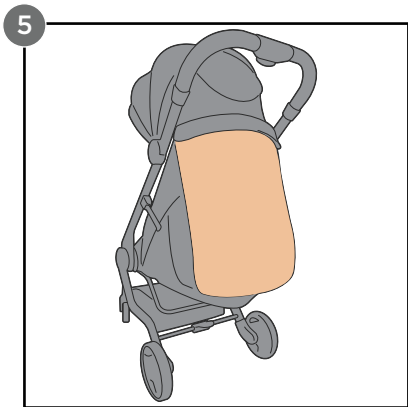


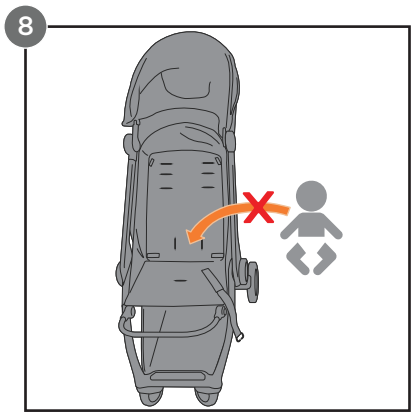
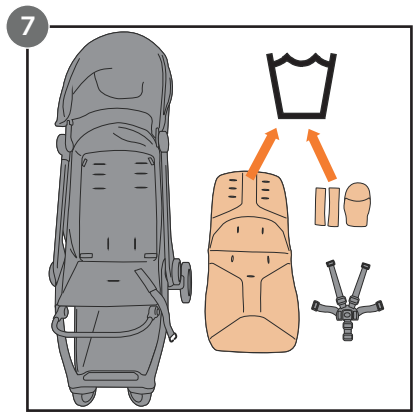
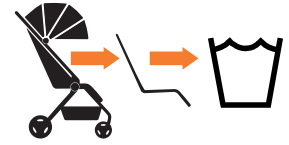
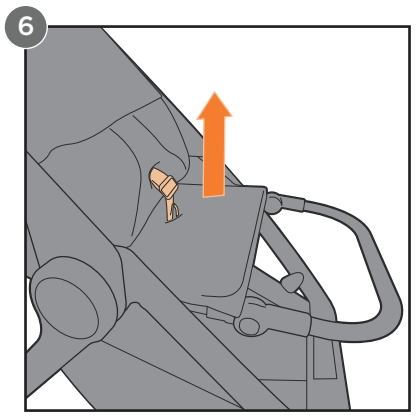
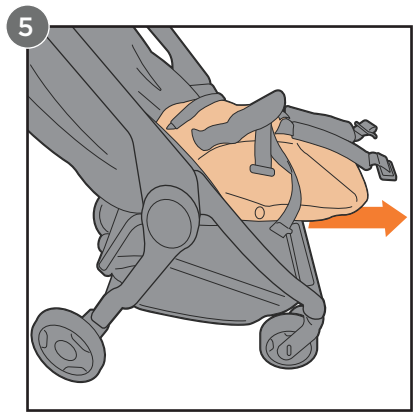
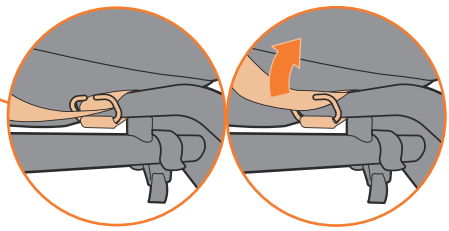
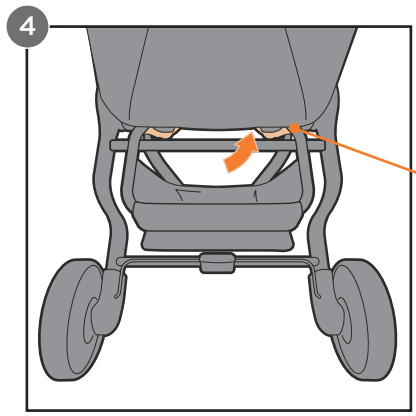



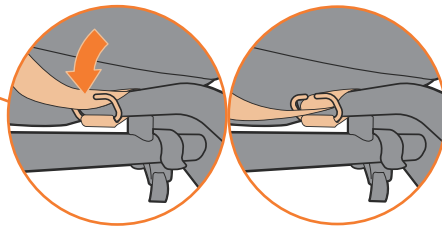
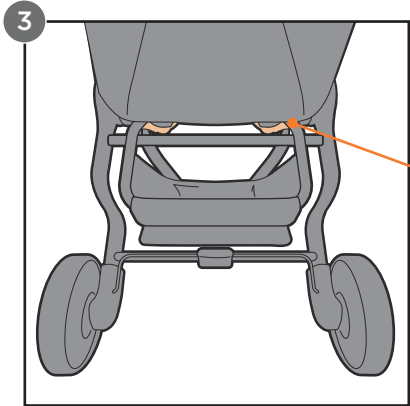
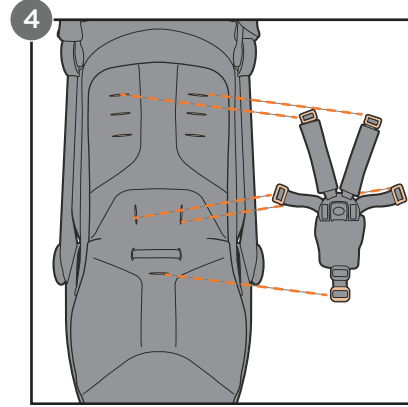
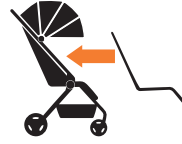
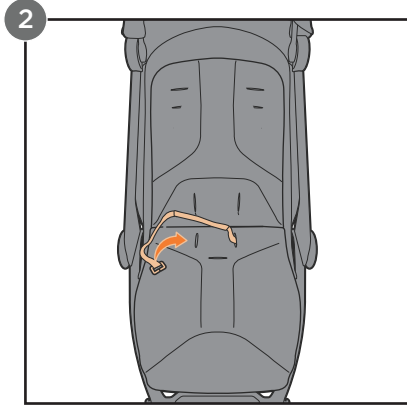
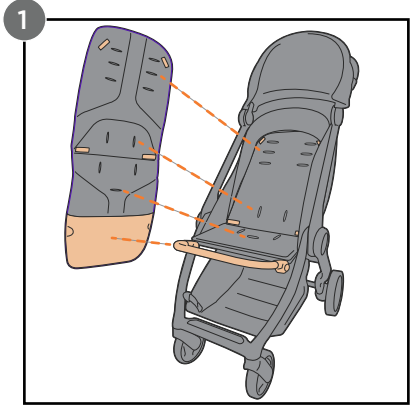


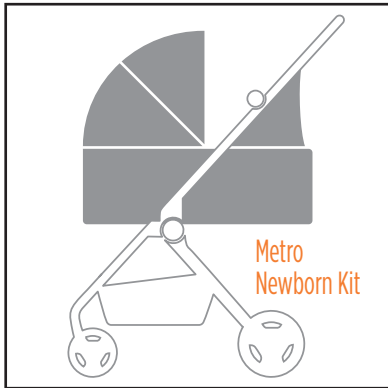















THE ERGO BABY CARRIER, INC.

US: 617 West 7th St., Ste. 1000, Los Angeles, CA 90017

888-416-4888 | info@ergobaby.com